

HOME &
DESIGN
UPDATE
2023

LISTINO PREZZI AL PUBBLICO

RETAIL PRICE LIST

IVA ESCLUSA 09/ 2023



GAUGUIN	04
MORFEO	46
NORDIK	47
UP SOFA	08
RICHMOND	34
SOLAIA	18
TAMIGI	26
TOKYO	12
WIMBLEDON	40

GAUGUIN®
DESIGNED BY STUDIO BELLINI



STRUTTURA METALLO
METAL STRUCTURE

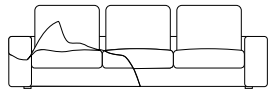


CUSCINO SPALLIERA
IN POLIURETANO
ESPANSO
DENSITÀ 23 KG/M3
RIVESTITA IN CLIMASOFT
BACK CUSHION:
POLYURETHANE DENSITY
23 KG/M3 COVERED
WITH CLIMASOFT



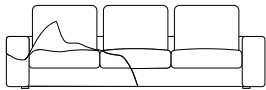
CUSCINO SEDUTA IN
POLIURETANO ESPANSO
GREEN FOAM DENSITÀ
35 KG/M3 RIVESTITA
IN CLIMASOFT. SITTING
CUSHION: POLYURETHANE
GREEN FOAM DENSITY 35
KG/M3 COVERED WITH
CLIMASOFT

PELLE / LEATHER



COMPLETAMENTE SFODERABILE
FULLY REMOVABLE COVERING

TESSUTO / FABRIC



COMPLETAMENTE SFODERABILE
FULLY REMOVABLE COVERING

PIEDE STANDARD
STANDARD FOOT



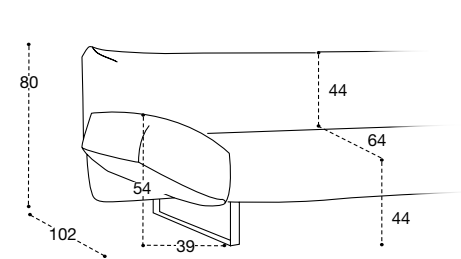
NERO LUCIDO
H. 21

FINITURE OPTIONAL
OPTIONAL FINISHINGS



RAL
LUCIDO/OPACO
cad. € 100

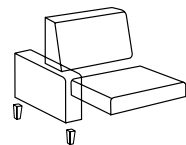
FINITURE E/O PIEDI OPTIONAL NECESSITANO DI ULTERIORI DUE SETTIMANE DI PRODUZIONE
OPTIONAL FEET AND FINISHINGS NEED TWO ADDITIONAL WEEKS OF PRODUCTION TIME



STRUTTURA METALLO
METAL STRUCTURE



ELEMENTO DIVISIBILE OPTIONAL
OPTIONAL DIVISIBLE ELEMENTS

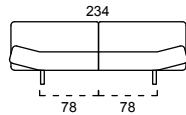
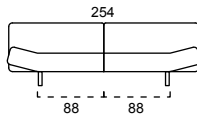
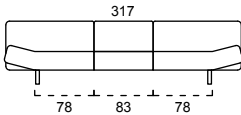


€ 120 ogni elemento

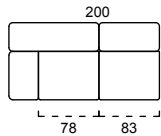
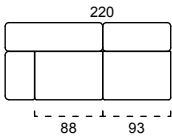
POSSIBILITÀ DI RICEVERE GLI ELEMENTI
DIVISI IN PIÙ PARTI ED IMBALLATI SEPARA-
TAMENTE, DA MONTARE DIRETTAMENTE
IN LOCO

POSSIBILITY TO RECEIVE THE ELEMENTS
DIVIDED INTO SEPARATE PARTS AND
PACKAGED SEPARATELY, TO BE ASSEM-
BLED DIRECTLY ON SITE

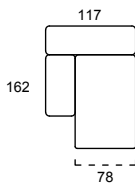
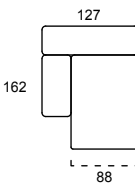
DIVANO
SOFA



TERMINALE SX/DX
LHF/RHF SOFA

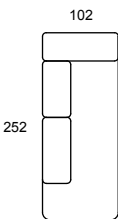


CHAISE LONGUE SX/DX
LHF/RHF CHAISE LONGUE

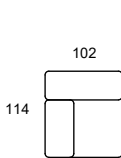


ELEMENTI SPECIALI SX/DX
LHF/RHF SPECIAL MODULES

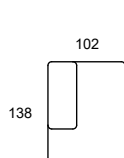
ANGOLO PENISOLA



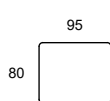
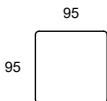
ANGOLO RETTO



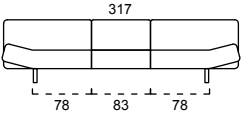
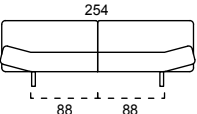
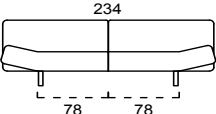
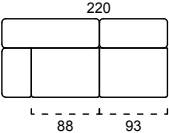
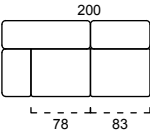
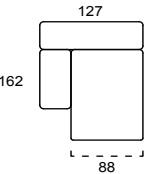
PENISOLA

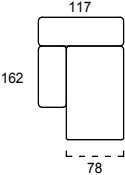
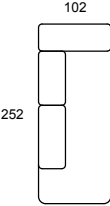
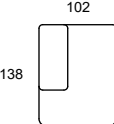
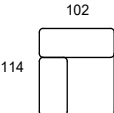
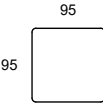



POUF
FOOTSTOOL



SX/DX SI INTENDE GUARDANDO L'ELEMENTO, I GRAFICI RAPPRESENTATI SONO SX
LEFT OR RIGHT HAND FACING, CHARTS SHOWN ABOVE ARE LHF

	METRI LINEARI TESSUTO FABRIC H. 140	TESSUTO CLIENTE CUSTOMER FABRIC	F	G	H	I TOSCANA NATURE	L SOFT	M LINEA VOGUE
<div>DIVANO 317</div> <div>SOFA 317</div> <div></div>	14	5120	5318	5457	5595	6082	6680	7203
<div>DIVANO 254</div> <div>SOFA 254</div> <div></div>	12	4096	4254	4365	4476	4865	5344	5762
<div>DIVANO 234</div> <div>SOFA 234</div> <div></div>	11	4014	4169	4278	4387	4768	5237	5647
<div>TERMINALE 220 SX/DX</div> <div>LHF/RHF SOFA 220</div> <div></div>	11	3932	4084	4191	4297	4671	5130	5532
<div>TERMINALE 200 SX/DX</div> <div>LHF/RHF SOFA 200</div> <div></div>	10	3850	3999	4103	4208	4574	5023	5416
<div>CHAISE LONGUE 127X162 SX/DX</div> <div>LHF/RHF CHAISE LONGUE 127X162</div> <div></div>	9	3358	3489	3580	3671	3990	4382	4725

	METRI LINEARI TESSUTO FABRIC H. 140	TESSUTO CLIENTE CUSTOMER FABRIC	F	G	H	I TOSCANA NATURE	L SOFT	M LINEA VOGUE
<div>CHAISE LONGUE 117X162 SX/DX</div> <div>LHF/RHF CHAISE LONGUE 117X162</div> <div></div>	9	3277	3403	3492	3581	3892	4275	4610
<div>ANGOLO PENISOLA 102X252 SX/DX</div> <div>LHF/RHF CORNER UNIT 102X252</div> <div></div>	12	4341	4510	4627	4745	5157	5664	6108
<div>PENISOLA 102X138 SX/DX</div> <div>LHF/RHF PENISOLA 102X138</div> <div></div>	9	2130	2212	2270	2328	2530	2779	2996
<div>ANGOLO RETTANGOLO 114X102 SX/DX</div> <div>LHF/RHF ANGLED CORNER 114X102</div> <div></div>	9	2376	2468	2532	2596	2822	3099	3342
<div>POUF 95X95</div> <div>FOOTSTOOL 95X95</div> <div></div>	4	1270	1319	1353	1388	1508	1657	1786
<div>POUF 95X80</div> <div>FOOTSTOOL 95X80</div> <div></div>	4	1188	1234	1266	1298	1411	1550	1671

UP SOFA®
DESIGNED BY STUDIO BELLINI



STRUTTURA VERO LEGNO
REAL WOOD STRUCTURE



CUSCINO SPALLIERA
IN POLIURETANO
ESPANSO GREEN FOAM
DENSITÀ 24 KG/M3
RIVESTITA IN CLIMASOFT
BACK CUSHION:
POLYURETHANE GREEN
FOAM DENSITY
24 KG/M3 COVERED
WITH CLIMASOFT

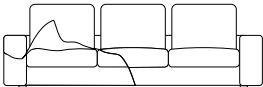


CUSCINO SEDUTA IN
POLIURETANO ESPANSO
GREEN FOAM DENSITÀ
35 KG/M3 RIVESTITA
IN CLIMASOFT. SITTING
CUSHION: POLYURETHANE
GREEN FOAM DENSITY 35
KG/M3 COVERED WITH
CLIMASOFT

PELLE / LEATHER

NON SFODERABILE
NOT REMOVABLE COVERING

TESSUTO / FABRIC



COMPLETAMENTE SFODERABILE
FULLY REMOVABLE COVERING

BASAMENTO STANDARD IN ACCIAIO INOX
STANDARD BASE IN STAINLESS STEEL



ACCIAIO INOX
SATINATO

FINITURE OPTIONAL
OPTIONAL FINISHINGS



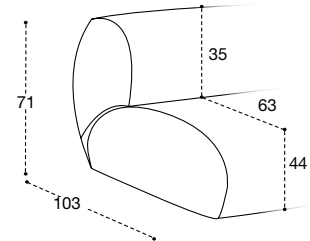
RAL
LUCIDO/OPACO

cad. € 140

FINITURE E/O PIEDI OPTIONAL NECESSITANO DI ULTERIORI DUE SETTIMANE DI PRODUZIONE
OPTIONAL FEET AND FINISHINGS NEED TWO ADDITIONAL WEEKS OF PRODUCTION TIME

CINTURA 100% COTONE DI SERIE
100% COTTON BELT AS STANDARD

5501 BIANCO	5503 GREGGIO PXT	5533 BEIGE	5524 GIALLO	5517 ROSSO	5519 CARDINALE	5551 GRIGIO CH.	5563 CIELO	5578 TURCHESE	5507 V.MILITARE	5581 VERDE CHIARO	5531 NERO
5588 SABBIA	5564 SENAPE	5506 MARRONE	5545 ARANCIO	5521 FUXIA	5548 BORDEAUX	5515 BLU	5543 AVIO	5546 VIOLA	5582 LILLA	5532 ROSA	




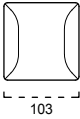
MODULO REVERSIBILE
REVERSIBLE MODULES



POUF
FOOTSTOOL



UP SOFA

	METRI LINEARI TESSUTO FABRIC H. 140	TESSUTO CLIENTE CUSTOMER FABRIC	F	G	H	I TOSCANA NATURE	L SOFT	M LINEA VOGUE
<div>MODULO REVERSIBILE 103</div> <div>REVERSIBLE MODULE 103</div> <div></div>	5	1531	1610	1666	1721	1916	2155	2364
<div>POUF 103X103</div> <div>FOOTSTOOL 103X103</div> <div></div>	4	949	998	1033	1067	1188	1336	1466

TOKYO®



STRUTTURA VERO LEGNO
REAL WOOD STRUCTURE



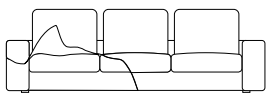
CUSCINO SPALLIERA
IN POLIURETANO
ESPANSO GREEN FOAM
DENSITÀ 24 KG/M3
RIVESTITA IN CLIMASOFT
BACK CUSHION:
POLYURETHANE GREEN
FOAM DENSITY
24 KG/M3 COVERED
WITH CLIMASOFT



CUSCINO SEDUTA IN
POLIURETANO ESPANSO
GREEN FOAM DENSITÀ
35 KG/M3 RIVESTITA
IN CLIMASOFT. SITTING
CUSHION: POLYURETHANE
GREEN FOAM DENSITY 35
KG/M3 COVERED WITH
CLIMASOFT



CUSCINI DI SEDUTA SFODERABILI
REMOVABLE UPHOLSTERY
FOR SITTING CUSHIONS



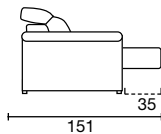
COMPLETAMENTE SFODERABILE
FULLY REMOVABLE COVERING

PELLE / LEATHER

TESSUTO / FABRIC

SX/DX SI INTENDE GUARDANDO L'ELEMENTO, I GRAFICI RAPPRESENTATI SONO SX
LEFT OR RIGHT HAND FACING, CHARTS SHOWN ABOVE ARE LHF

SLIDE OPTIONAL



MECCANISMO SLIDE
ELETTRICA
ELECTRICAL SLIDE
cad. € 318

COMANDO MECCANISMI SLIDE ELETTRICHE
ELECTRIC SLIDES ACTIVATION



STANDARD
PULSANTIERA TOUCH SUL
FIANCO DELLA SEDUTA
TOUCH CONTROL ON THE
SIDE OF THE SEAT



OPTIONAL
TELECOMANDO
WIRELESS
(FINO A 2 MECCANISMI)
REMOTE CONTROLLER
WIRELESS
(UP TO 2 MECHANISMS)
cad. € 154



OPTIONAL
CONTROLLO
TRAMITE APP
(PER SINGOLO MECCANISMO)
REMOTE CONTROL
THROUGH APP
(FOR SINGLE MECHANISM)
cad. € 188



BATTERIA RICARICABILE
SLIDE OPTIONAL
(alimenta fino a 2 meccanismi)
RECHARGEABLE
BATTERY OPTIONAL
(supplies up to 2 mechanisms)
cad. € 260

PIEDE STANDARD A SCOMPARSA
STANDARD HIDDEN FOOT



PIEDE OPTIONAL IN ACCIAIO INOX
OPTIONAL FOOT IN STAINLESS STEEL



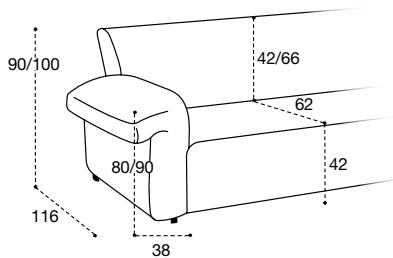
ACCIAIO INOX
SATINATO
cad. € 84

FINITURE OPTIONAL
OPTIONAL FINISHINGS

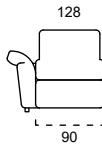


RAL
LUCIDO/OPACO
cad. € 47

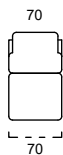
FINITURE E/O PIEDI OPTIONAL NECESSITANO DI ULTERIORI DUE SETTIMANE DI PRODUZIONE
OPTIONAL FEET AND FINISHINGS NEED TWO ADDITIONAL WEEKS OF PRODUCTION TIME



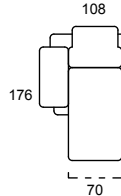
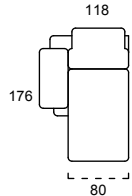
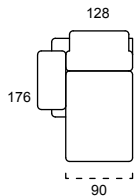
TERMINALE SX/DX
LHF/RHF SOFA



CENTRALE
CENTRAL ELEMENTS

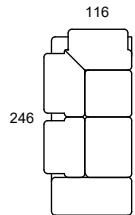


CHAISE LONGUE SX/DX
LHF/RHF CHAISE LONGUE

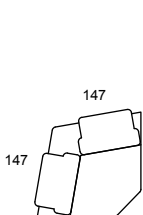


ELEMENTI SPECIALI SX/DX
LHF/RHF SPECIAL MODULES

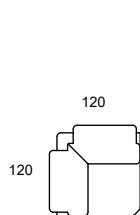
ANGOLO PENISOLA



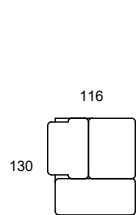
ANGOLO MAXI



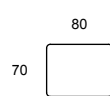
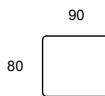
ANGOLO RETTO



PENISOLA

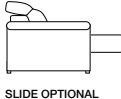

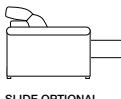

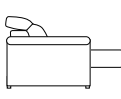

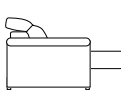
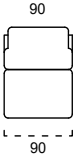
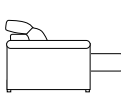
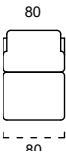
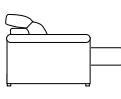
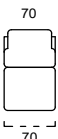


POUF
FOOTSTOOL

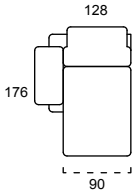
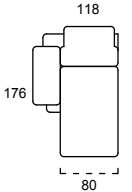
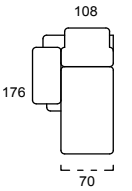
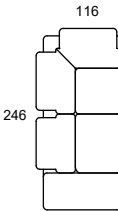
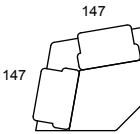
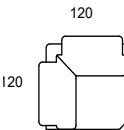


SX/DX SI INTENDE GUARDANDO L'ELEMENTO, I GRAFICI RAPPRESENTATI SONO SX
LEFT OR RIGHT HAND FACING, CHARTS SHOWN ABOVE ARE LHF

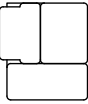


TOKYO

	METRI LINEARI TESSUTO FABRIC H. 140	TESSUTO CLIENTE CUSTOMER FABRIC	F	G	H	I TOSCANA NATURE	L SOFT	M LINEA VOGUE
<div>TERMINALE 128 SX/DX</div> <div>LHF/RHF SOFA 128</div> <div></div>	9	1434	1543	1620	1696	1934	2247	2521
<div>TERMINALE 118 SX/DX</div> <div>LHF/RHF SOFA 118</div> <div></div>	8	1377	1481	1555	1628	1857	2157	2420
<div>TERMINALE 108 SX/DX</div> <div>LHF/RHF SOFA 108</div> <div></div>	8	1319	1420	1490	1560	1779	2067	2319
<div>CENTRALE 90</div> <div>CENTRAL ELEMENT 90</div> <div></div>	7	1147	1235	1296	1357	1547	1798	2017
<div>CENTRALE 80</div> <div>CENTRAL ELEMENT 80</div> <div></div>	6	1119	1204	1263	1323	1508	1753	1966
<div>CENTRALE 70</div> <div>CENTRAL ELEMENT 70</div> <div></div>	6	1090	1173	1231	1289	1470	1708	1916

TOKYO

	METRI LINEARI TESSUTO FABRIC H. 140	TESSUTO CLIENTE CUSTOMER FABRIC	F	G	H	I TOSCANA NATURE	L SOFT	M LINEA VOGUE
<div>CHAISE LONGUE 128X160 SX/DX</div> <div>LHF/RHF CHAISE LONGUE 128X160</div> <div></div>	10	2008	2161	2267	2374	2708	3146	3529
<div>CHAISE LONGUE 118X160 SX/DX</div> <div>LHF/RHF CHAISE LONGUE 118X160</div> <div></div>	10	1950	2099	2203	2307	2630	3056	3429
<div>CHAISE LONGUE 108X160 SX/DX</div> <div>LHF/RHF CHAISE LONGUE 108X160</div> <div></div>	9	1893	2037	2138	2239	2553	2966	3328
<div>ANGOLO PENISOLA 116X246 SX/DX</div> <div>LHF/RHF CORNER UNIT 116X246</div> <div></div>	10	2754	2963	3110	3256	3713	4314	4840
<div>ANGOLO MAXI 147X147</div> <div>LHF/RHF CORNER MAXI 147X147</div> <div></div>	10	2237	2407	2527	2646	3017	3505	3933
<div>ANGOLO RETTO 120X120</div> <div>LHF/RHF CORNER 120X120</div> <div></div>	8	2065	2222	2332	2442	2785	3236	3630

TOKYO

	METRI LINEARI TESSUTO FABRIC H. 140	TESSUTO CLIENTE CUSTOMER FABRIC	F	G	H	I TOSCANA NATURE	L SOFT	M LINEA VOGUE
<div><div><div>PENISOLA 116X130 SX/DX</div><div>LHF/RHF PENISOLA 116X130</div></div><div><div><div>116</div><div>130</div></div></div></div>	7	1721	1852	1944	2035	2321	2696	3025
<div><div><div>POUF 90X80</div><div>FOOTSTOOL 90X80</div></div><div><div><div>90</div><div>80</div></div></div></div>	5	947	1019	1069	1119	1276	1483	1664
<div><div><div>POUF 80X70</div><div>FOOTSTOOL 80X70</div></div><div><div><div>80</div><div>70</div></div></div></div>	5	889	957	1004	1051	1199	1393	1563

SOLAIA



STRUTTURA VERO LEGNO
REAL WOOD STRUCTURE



SPALLIERA IN PIUMA
BACK CUSHION IN FEATHER



CUSCINO SEDUTA IN
POLIURETANO ESPANSO
DENSITÀ 35 KG/M³
RIVESTITA IN CLIMASOFT
SITTING CUSHION:
POLYURETHANE FOAM
DENSITY 35 KG/M³
COVERED WITH CLIMASOFT

PELLE / LEATHER

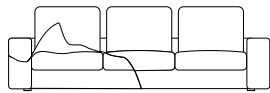


SPALLIERA SFODERABILE
REMOVABLE UPHOLSTERY
FOR BACK CUSHIONS



CUSCINI DI SEDUTA
SFODERABILI
REMOVABLE UPHOLSTERY
FOR SITTING CUSHIONS

TESSUTO / FABRIC



COMPLETAMENTE SFODERABILE
FULLY REMOVABLE COVERING

FINITURA PIEDE STANDARD
STANDARD FOOT FINISHING



TITANIO LUCIDO
H 14,5 cm

FINITURE OPTIONAL
OPTIONAL FINISHINGS



METALLO
BLACK OPACO



INOX LUCIDO



INOX SATINATO

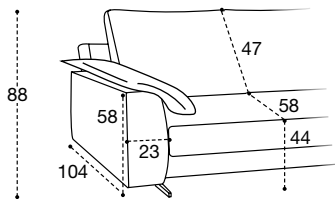


CHAMPAGNE
SATINATO




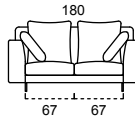
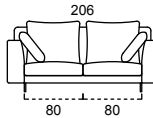
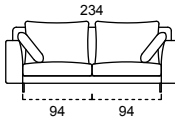
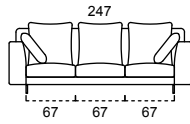
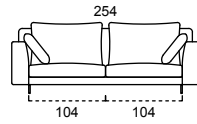
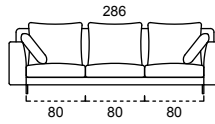
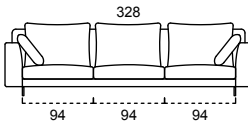
RAL
LUCIDO/OPACO

FINITURE E/O PIEDI OPTIONAL NECESSITANO DI ULTERIORI DUE SETTIMANE DI PRODUZIONE
OPTIONAL FEET AND FINISHINGS NEED TWO ADDITIONAL WEEKS OF PRODUCTION TIME

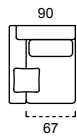
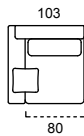
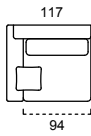
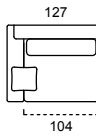
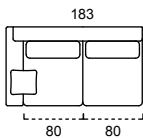
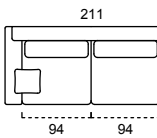
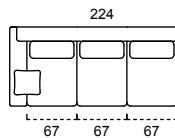
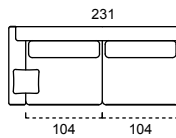
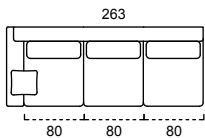


IL CUSCINO D'ARREDO 50X50 IN CLIMASOFT INDICATO NEI GRAFICI NELLO STESSO RIVESTIMENTO E COLORE SCELTO DELL' ELEMENTO, È INCLUSO NEL PREZZO
THE DECORATIVE 50X50 PILLOW IN CLIMASOFT INDICATED IN THE DRAWINGS IS INCLUDED IN THE PRICE AND IT WILL HAVE THE SAME COLOUR AS THE SOFA

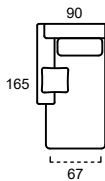
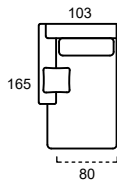
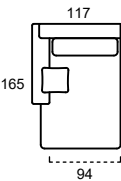
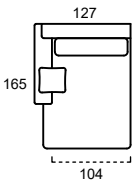
DIVANO
SOFA



TERMINALE SX/DX
LHF/RHF SOFA

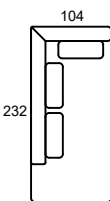


CHAISE LONGUE SX/DX
LHF/RHF CHAISE LONGUE

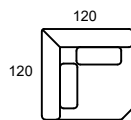


ELEMENTI SPECIALI SX/DX
LHF/RHF SPECIAL MODULES

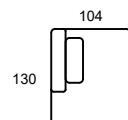
ANGOLO PENISOLA



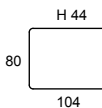
ANGOLO RETTO



PENISOLA



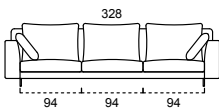
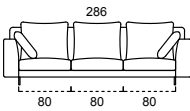
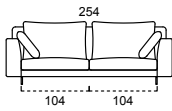
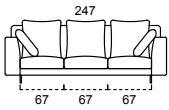
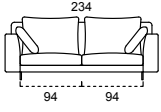
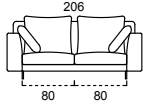
POUF
FOOTSTOOL



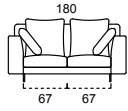

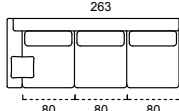
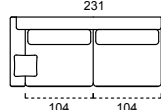
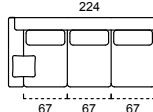
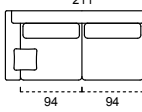
SX/DX SI INTENDE GUARDANDO L'ELEMENTO, I GRAFICI RAPPRESENTATI SONO SX
LEFT OR RIGHT HAND FACING, CHARTS SHOWED ABOVE ARE LHF

IL CUSCINO D'ARREDO IN CLIMASOFT INDICATO NEI GRAFICI È INCLUSO NEL PREZZO
THE DECORATIVE PILLOW IN CLIMASOFT INDICATED IN THE DRAWINGS IS INCLUDED IN THE PRICE

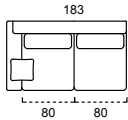
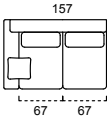
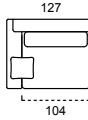
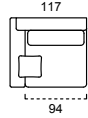
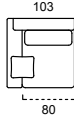
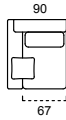
SOLAIA

	METRI LINEARI TESSUTO FABRIC H. 140	TESSUTO CLIENTE CUSTOMER FABRIC	F	G	H	I TOSCANA NATURE	L SOFT	M LINEA VOGUE
<div>DIVANO 328</div> <div>SOFA 328</div> <div></div>	18	3333	3590	3771	3951	4493	5221	5859
<div>DIVANO 286</div> <div>SOFA 286</div> <div></div>	17	3176	3422	3594	3766	4282	4977	5584
<div>DIVANO 254</div> <div>SOFA 254</div> <div></div>	14	3150	3394	3565	3735	4247	4936	5539
<div>DIVANO 247</div> <div>SOFA 247</div> <div></div>	15	3124	3366	3535	3704	4212	4895	5493
<div>DIVANO 234</div> <div>SOFA 234</div> <div></div>	13	2604	2805	2946	3087	3510	4079	4577
<div>DIVANO 206</div> <div>SOFA 206</div> <div></div>	12	2525	2721	2858	2994	3405	3957	4440

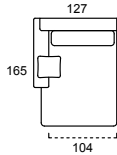
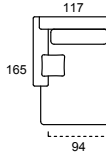
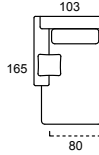
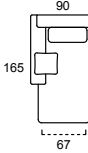
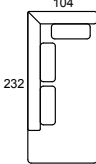
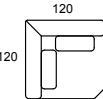
SOLAIA

	METRI LINEARI TESSUTO FABRIC H. 140	TESSUTO CLIENTE CUSTOMER FABRIC	F	G	H	I TOSCANA NATURE	L SOFT	M LINEA VOGUE
<div>DIVANO 180</div> <div>SOFA 180</div> <div></div>	11	2499	2693	2828	2963	3369	3916	4394
<div>POLTRONA 110</div> <div>ARMCHAIR 110</div> <div></div>	7	1562	1683	1768	1852	2106	2447	2746
<div>TERMINALE 263 SX/DX</div> <div>LHF/RHF SOFA 263</div> <div></div>	15	3020	3254	3417	3581	4071	4732	5310
<div>TERMINALE 231 SX/DX</div> <div>LHF/RHF SOFA 231</div> <div></div>	13	2994	3226	3388	3550	4036	4691	5264
<div>TERMINALE 224 SX/DX</div> <div>LHF/RHF SOFA 224</div> <div></div>	13	2968	3198	3358	3519	4001	4650	5218
<div>TERMINALE 211 SX/DX</div> <div>LHF/RHF SOFA 211</div> <div></div>	12	2447	2637	2769	2902	3299	3834	4303

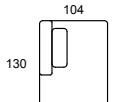
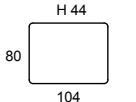
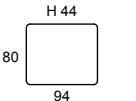
SOLAIA

	METRI LINEARI TESSUTO FABRIC H. 140	TESSUTO CLIENTE CUSTOMER FABRIC	F	G	H	I TOSCANA NATURE	L SOFT	M LINEA VOGUE
<div>TERMINALE 183 SX/DX</div> <div>LHF/RHF SOFA 183</div> <div></div>	11	2369	2552	2681	2809	3194	3712	4165
<div>TERMINALE 157 SX/DX</div> <div>LHF/RHF SOFA 157</div> <div></div>	10	2343	2524	2651	2778	3159	3671	4120
<div>TERMINALE 127 SX/DX</div> <div>LHF/RHF SOFA 127</div> <div></div>	7	1640	1767	1856	1945	2211	2570	2884
<div>TERMINALE 117 SX/DX</div> <div>LHF/RHF SOFA 117</div> <div></div>	7	1354	1459	1532	1605	1825	2121	2380
<div>TERMINALE 103 SX/DX</div> <div>LHF/RHF SOFA 103</div> <div></div>	6	1302	1402	1473	1543	1755	2040	2289
<div>TERMINALE 90 SX/DX</div> <div>LHF/RHF SOFA 90</div> <div></div>	6	1276	1374	1443	1513	1720	1999	2243

SOLAIA

	METRI LINEARI TESSUTO FABRIC H. 140	TESSUTO CLIENTE CUSTOMER FABRIC	F	G	H	I TOSCANA NATURE	L SOFT	M LINEA VOGUE
<div>CHAISE LONGUE 127x165 SX/DX</div> <div>LHF/RHF CHAISE LONGUE 127x165</div> <div></div>	8	1953	2104	2209	2315	2632	3059	3433
<div>CHAISE LONGUE 117x165 SX/DX</div> <div>LHF/RHF CHAISE LONGUE 117x165</div> <div></div>	8	1875	2020	2121	2223	2527	2937	3296
<div>CHAISE LONGUE 103x165 SX/DX</div> <div>LHF/RHF CHAISE LONGUE 103x165</div> <div></div>	7	1822	1963	2062	2161	2457	2855	3204
<div>CHAISE LONGUE 90x165 SX/DX</div> <div>LHF/RHF CHAISE LONGUE 90x165</div> <div></div>	7	1796	1935	2033	2130	2422	2815	3158
<div>ANGOLO PENISOLA 104x232 SX/DX</div> <div>LHF/RHF CORNER UNIT 104x232</div> <div></div>	18	2916	3142	3299	3457	3931	4569	5127
<div>ANGOLO RETTO 120x120</div> <div>RIGHT ANGLED CORNER 120x120</div> <div></div>	8	2447	2637	2769	2902	3299	3834	4303

SOLAIA

	METRI LINEARI TESSUTO FABRIC H. 140	TESSUTO CLIENTE CUSTOMER FABRIC	F	G	H	I TOSCANA NATURE	L SOFT	M LINEA VOGUE
PENISOLA 104x130 SX/DX LHF/RHF PENISOLA UNIT 104x130 	9	1510	1627	1709	1790	2036	2366	2655
POUF 104x80 FOOTSTOOL 104x80 	4	937	1010	1061	1111	1264	1468	1648
POUF 94x80 FOOTSTOOL 94x80 	4	911	982	1031	1080	1228	1428	1602

TAMIGI®



STRUTTURA VERO LEGNO
REAL WOOD STRUCTURE

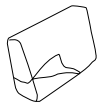


CUSCINO SPALLIERA
IN POLIURETANO
ESPANSO GREEN FOAM
DENSITÀ 24 KG/M3
RIVESTITA IN CLIMASOFT
BACK CUSHION:
POLYURETHANE GREEN
FOAM DENSITY
24 KG/M3 COVERED
WITH CLIMASOFT



CUSCINO SEDUTA IN
POLIURETANO ESPANSO
GREEN FOAM DENSITÀ
35 KG/M3 RIVESTITA
IN CLIMASOFT. SITTING
CUSHION: POLYURETHANE
GREEN FOAM DENSITY 35
KG/M3 COVERED WITH
CLIMASOFT

PELLE / LEATHER

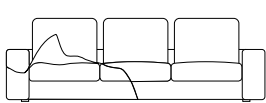


SPALLIERA SFODERABILE
REMOVABLE UPHOLSTERY
FOR BACK CUSHIONS



CUSCINI DI SEDUTA SFODERABILI
REMOVABLE UPHOLSTERY
FOR SITTING CUSHIONS

TESSUTO / FABRIC



COMPLETAMENTE SFODERABILE
FULLY REMOVABLE COVERING

PIEDE A SCOMPARSA
STANDARD FOOT



INSERTO BRACCIOLO IN ACCIAIO INOX OPTIONAL
OPTIONAL STAINLESS STEEL INSERTS ARM



ACCIAIO INOX
SATINATO
cad. € 180

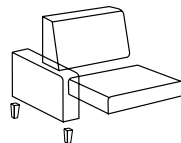
FINITURE OPTIONAL
OPTIONAL FINISHINGS



RAL
LUCIDO/OPACO
cad. € 80

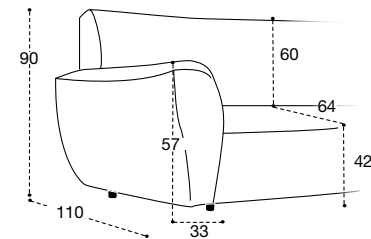
FINITURE E/O INSERTI OPTIONAL NECESSITANO DI ULTERIORI DUE SETTIMANE DI PRODUZIONE
OPTIONAL INSERTS AND FINISHINGS NEED TWO ADDITIONAL WEEKS OF PRODUCTION TIME

ELEMENTO DIVISIBILE OPTIONAL
OPTIONAL DIVISIBLE ELEMENTS

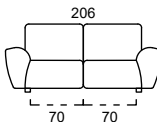
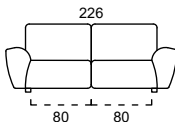
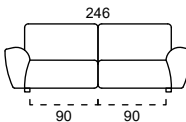
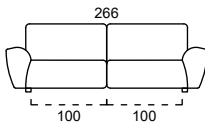
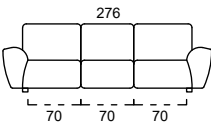
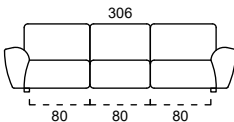
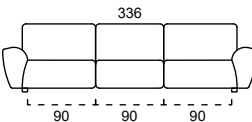


€ 120 ogni elemento

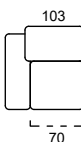
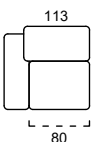
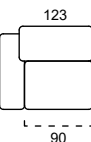
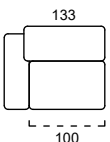
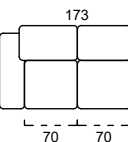
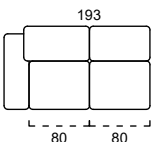
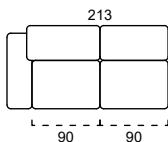
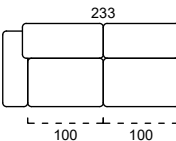
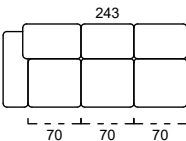
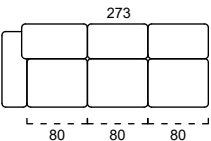
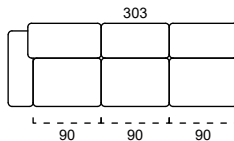

POSSIBILITÀ DI RICEVERE GLI ELEMENTI
DIVISI IN PIÙ PARTI ED IMBALLATI SEPARA-
TAMENTE, DA MONTARE DIRETTAMENTE
IN LOCO
POSSIBILITY TO RECEIVE THE ELEMENTS
DIVIDED INTO SEPARATE PARTS AND
PACKAGED SEPARATELY, TO BE ASSEM-
BLED DIRECTLY ON SITE



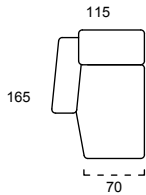
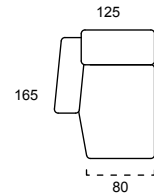
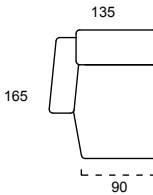
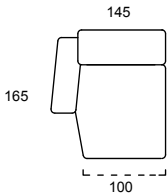
DIVANO
SOFA



TERMINALE SX/DX
LHF/RHF SOFA

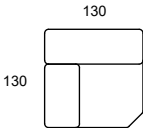


CHAISE LONGUE SX/DX
LHF/RHF CHAISE LONGUE

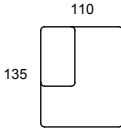


ELEMENTI SPECIALI SX/DX
LHF/RHF SPECIAL MODULES

ANGOLO MAXI

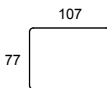


PENISOLA

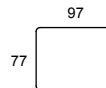


POUF
FOOTSTOOL

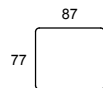
ABBINABILE ALLA SEDUTA
DA 100 CM | SUITABLE FOR
THE 100 SOFA



ABBINABILE ALLA SEDUTA
DA 90 CM | SUITABLE FOR
THE 90 SOFA



ABBINABILE ALLA SEDUTA
DA 80 CM | SUITABLE FOR
THE 80 SOFA

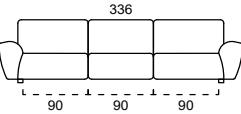
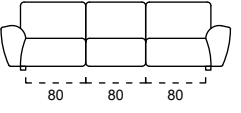
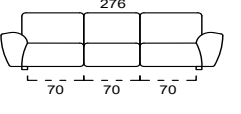
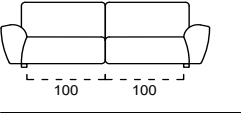
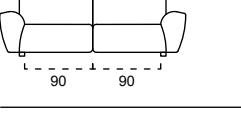
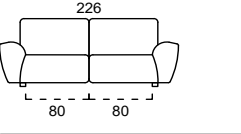


ABBINABILE ALLA SEDUTA
DA 70 CM | SUITABLE FOR
THE 70 SOFA

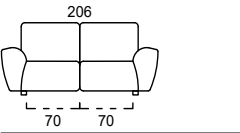
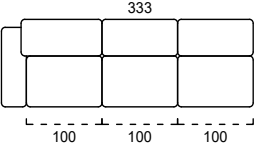
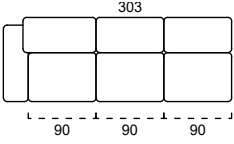
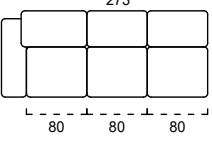
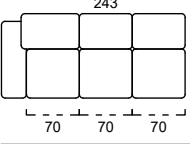
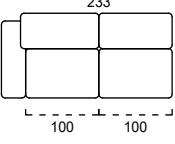


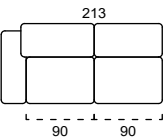
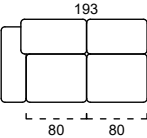
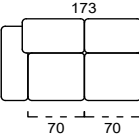
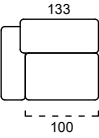
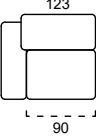
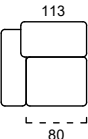
SX/DX SI INTENDE GUARDANDO L'ELEMENTO. I GRAFICI RAPPRESENTATI SONO SX
LEFT OR RIGHT HAND FACING, CHARTS SHOWN ABOVE ARE LHF

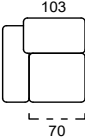
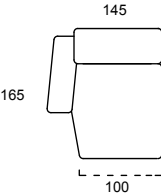
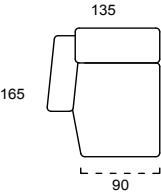
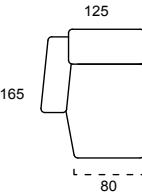
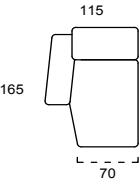
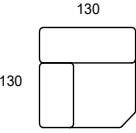
TAMIGI

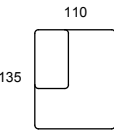
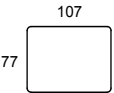
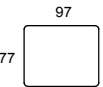


	METRI LINEARI TESSUTO FABRIC H. 140	TESSUTO CLIENTE CUSTOMER FABRIC	F	G	H	I TOSCANA NATURE	L SOFT	M LINEA VOGUE
<div><div>DIVANO 336</div><div>SOFA 336</div><div></div></div>	14	3979	4214	4378	4543	5061	5738	6331
<div><div>DIVANO 306</div><div>SOFA 306</div><div></div></div>	14	3751	3973	4128	4283	4772	5411	5969
<div><div>DIVANO 276</div><div>SOFA 276</div><div></div></div>	13	3552	3762	3909	4056	4519	5124	5653
<div><div>DIVANO 266</div><div>SOFA 266</div><div></div></div>	12	3183	3371	3503	3634	4049	4591	5065
<div><div>DIVANO 246</div><div>SOFA 246</div><div></div></div>	11	2842	3010	3127	3245	3615	4099	4522
<div><div>DIVANO 226</div><div>SOFA 226</div><div></div></div>	11	2700	2859	2971	3082	3434	3894	4296

TAMIGI

	METRI LINEARI TESSUTO FABRIC H. 140	TESSUTO CLIENTE CUSTOMER FABRIC	F	G	H	I TOSCANA NATURE	L SOFT	M LINEA VOGUE
<div><div>DIVANO 206</div><div>SOFA 206</div><div></div></div>	10	2558	2709	2815	2920	3253	3689	4070
<div><div>TERMINALE 333 SX/DX</div><div>LHF/RHF SOFA 333</div><div></div></div>	13	4263	4515	4691	4867	5422	6148	6783
<div><div>TERMINALE 303 SX/DX</div><div>LHF/RHF SOFA 303</div><div></div></div>	13	3694	3913	4065	4218	4699	5329	5879
<div><div>TERMINALE 273 SX/DX</div><div>LHF/RHF SOFA 273</div><div></div></div>	13	3467	3672	3815	3959	4410	5001	5517
<div><div>TERMINALE 243 SX/DX</div><div>LHF/RHF SOFA 243</div><div></div></div>	12	3325	3521	3659	3796	4230	4796	5291
<div><div>TERMINALE 233 SX/DX</div><div>LHF/RHF SOFA 233</div><div></div></div>	10	2956	3130	3252	3375	3760	4263	4703

	METRI LINEARI TESSUTO FABRIC H. 140	TESSUTO CLIENTE CUSTOMER FABRIC	F	G	H	I TOSCANA NATURE	L SOFT	M LINEA VOGUE
TERMINALE 213 SX/DX LHF/RHF SOFA 213 	10	2671	2829	2940	3050	3398	3853	4251
TERMINALE 193 SX/DX LHF/RHF SOFA 193 	9	2558	2709	2815	2920	3253	3689	4070
TERMINALE 173 SX/DX LHF/RHF SOFA 173 	9	2416	2558	2658	2758	3073	3484	3844
TERMINALE 133 SX/DX LHF/RHF SOFA 133 	7	1648	1746	1814	1882	2097	2377	2623
TERMINALE 123 SX/DX LHF/RHF SOFA 123 	7	1478	1565	1626	1687	1880	2131	2352
TERMINALE 113 SX/DX LHF/RHF SOFA 113 	6	1421	1505	1564	1622	1807	2049	2261

	METRI LINEARI TESSUTO FABRIC H. 140	TESSUTO CLIENTE CUSTOMER FABRIC	F	G	H	I TOSCANA NATURE	L SOFT	M LINEA VOGUE
TERMINALE 103 SX/DX LHF/RHF SOFA 103 	6	1364	1445	1501	1557	1735	1967	2171
CHAISE LONGUE 145X165 SX/DX LHF/RHF CHAISE LONGUE 145X165 	8	2330	2468	2564	2661	2964	3361	3708
CHAISE LONGUE 135X165 SX/DX LHF/RHF CHAISE LONGUE 135X165 	8	2217	2348	2439	2531	2820	3197	3527
CHAISE LONGUE 125X165 SX/DX LHF/RHF CHAISE LONGUE 125X165 	8	2131	2257	2345	2434	2711	3074	3392
CHAISE LONGUE 115X165 SX/DX LHF/RHF CHAISE LONGUE 115X165 	7	2075	2197	2283	2369	2639	2992	3301
ANGOLO MAXI 130X130 SX/DX LHF/RHF CORNER MAXI 130X130 	9	2217	2348	2439	2531	2820	3197	3527

	METRI LINEARI TESSUTO FABRIC H. 140	TESSUTO CLIENTE CUSTOMER FABRIC	F	G	H	I TOSCANA NATURE	L SOFT	M LINEA VOGUE
PENISOLA 110X135 SX/DX LHF/RHF PENISOLA 110X135 	8	1563	1655	1720	1785	1988	2254	2487
POUF 107X77 FOOTSTOOL 107X77 	5	944	992	1026	1060	1195	1350	1486
POUF 97X77 FOOTSTOOL 97X77 	4	914	961	994	1026	1158	1308	1439
POUF 87X77 FOOTSTOOL 87X77 	3	885	930	962	993	1120	1266	1393
POUF 77X77 FOOTSTOOL 77X77 	3	855	899	930	960	1083	1223	1346

RICHMOND®



STRUTTURA VERO LEGNO
REAL WOOD STRUCTURE



SPALLIERA IN PIUMA
BACK CUSHION IN
FEATHER

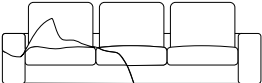


CUSCINO SEDUTA IN
POLIURETANO ESPANSO
GREEN FOAM DENSITÀ
35 KG/M3 RIVESTITA
IN CLIMASOFT. SITTING
CUSHION-POLYURETHANE
GREEN FOAM DENSITY 35
KG/M3 COVERED WITH
CLIMASOFT

PELLE / LEATHER

NON SFODERABILE
NOT REMOVABLE COVERING

TESSUTO / FABRIC



COMPLETAMENTE SFODERABILE
FULLY REMOVABLE COVERING

PIEDE STANDARD A SCOMPARSA
HIDDEN FOOT STANDARD



PIEDE OPTIONAL IN ACCIAIO INOX
OPTIONAL FOOT IN STAINLESS STEEL



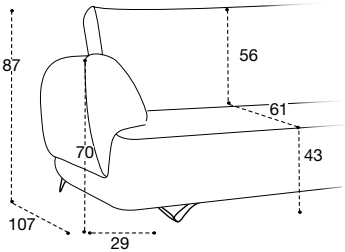
ACCIAIO INOX
SATINATO
cad. € 90

FINITURE OPTIONAL
OPTIONAL FINISHINGS

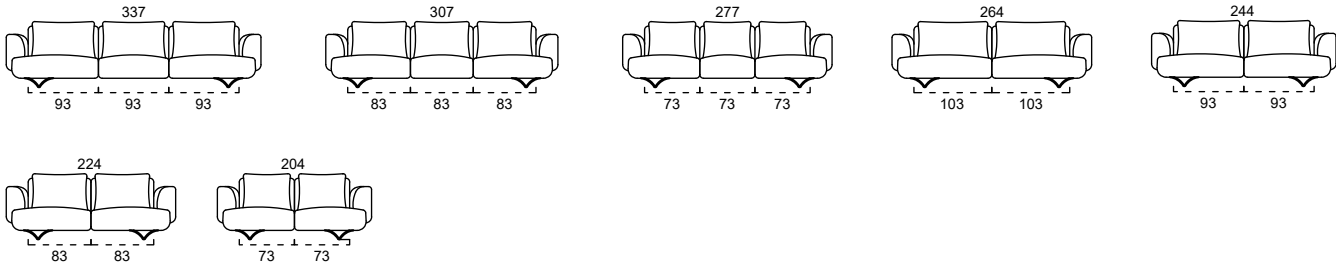


RAL
LUCIDO/OPACO
cad. € 47

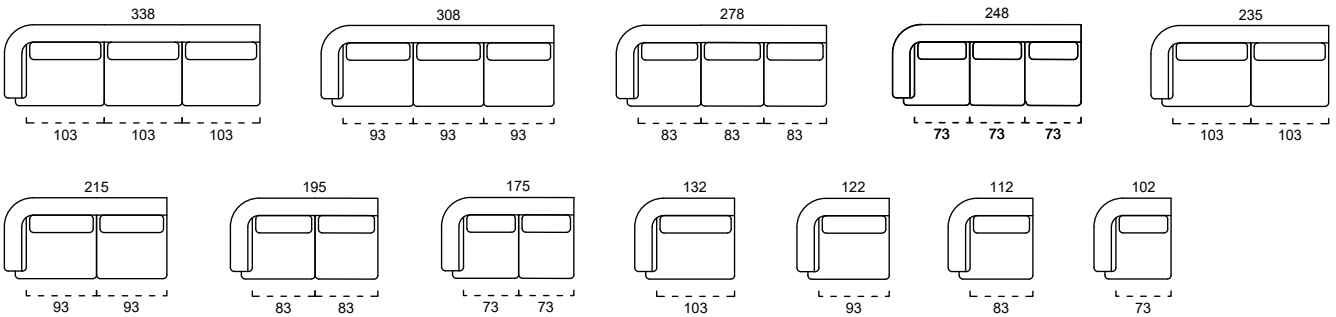
FINITURE E/O PIEDI OPTIONAL NECESSITANO DI ULTERIORI DUE SETTIMANE DI PRODUZIONE
OPTIONAL FEET AND FINISHINGS NEED TWO ADDITIONAL WEEKS OF PRODUCTION TIME



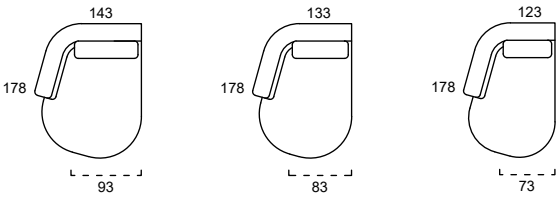
DIVANO
SOFA



TERMINALE SX/DX
LHF/RHF SOFA



CHAISE LONGUE SX/DX
LHF/RHF CHAISE LONGUE

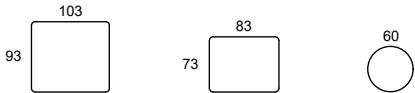


ELEMENTI SPECIALI SX/DX
LHF/RHF SPECIAL MODULES

ANGOLO PENISOLA ANGOLO MAXI

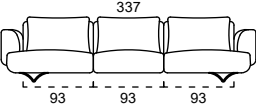
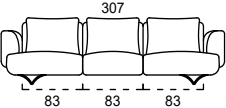
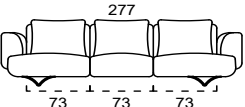
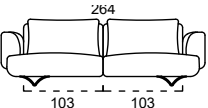
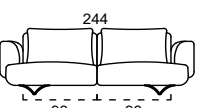
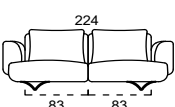
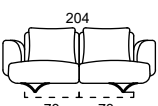


POUF
FOOTSTOOL

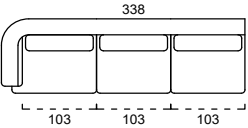
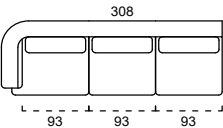
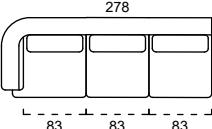
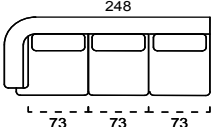
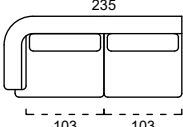
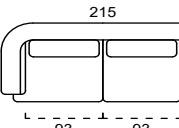
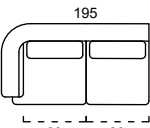


SX/DX SI INTENDE GUARDANDO L'ELEMENTO, I GRAFICI RAPPRESENTATI SONO SX
LEFT OR RIGHT HAND FACING, CHARTS SHOWN ABOVE ARE LHF

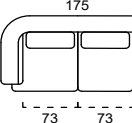
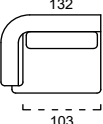
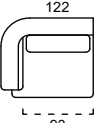


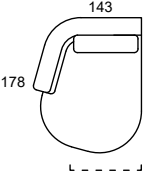
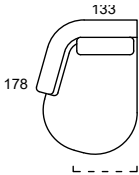
RICHMOND

	METRI LINEARI TESSUTO FABRIC H. 140	TESSUTO CLIENTE CUSTOMER FABRIC	F	G	H	I TOSCANA NATURE	L SOFT	M LINEA VOGUE
<div>DIVANO 337</div> <div>SOFA 337</div> <div></div>	18	4188	4470	4667	4864	5531	6368	7100
<div>DIVANO 307</div> <div>SOFA 307</div> <div></div>	17	3948	4214	4400	4586	5215	6004	6695
<div>DIVANO 277</div> <div>SOFA 277</div> <div></div>	17	3739	3991	4167	4343	4939	5686	6340
<div>DIVANO 264</div> <div>SOFA 264</div> <div></div>	14	3350	3576	3734	3892	4425	5094	5680
<div>DIVANO 244</div> <div>SOFA 244</div> <div></div>	14	2991	3193	3334	3475	3951	4549	5072
<div>DIVANO 224</div> <div>SOFA 224</div> <div></div>	14	2842	3033	3167	3301	3753	4321	4818
<div>DIVANO 204</div> <div>SOFA 204</div> <div></div>	13	2692	2873	3000	3127	3556	4094	4565

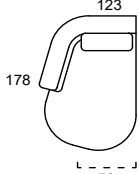
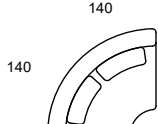
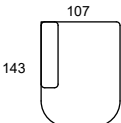
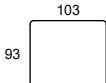


RICHMOND

	METRI LINEARI TESSUTO FABRIC H. 140	TESSUTO CLIENTE CUSTOMER FABRIC	F	G	H	I TOSCANA NATURE	L SOFT	M LINEA VOGUE
<div>TERMINALE 338 SX/DX</div> <div>SLHF/RHF SOFA 338</div> <div></div>	16	4427	4725	4934	5142	5847	6732	7506
<div>TERMINALE 308 SX/DX</div> <div>LHF/RHF SOFA 308</div> <div></div>	15	3889	4150	4334	4517	5136	5913	6593
<div>TERMINALE 278 SX/DX</div> <div>LHF/RHF SOFA 278</div> <div></div>	15	3649	3895	4067	4239	4820	5549	6187
<div>TERMINALE 248 SX/DX</div> <div>LHF/RHF SOFA 248</div> <div></div>	14	3500	3735	3900	4065	4623	5322	5934
<div>TERMINALE 235 SX/DX</div> <div>LHF/RHF SOFA 235</div> <div></div>	12	3111	3320	3467	3614	4109	4731	5275
<div>TERMINALE 215 SX/DX</div> <div>LHF/RHF SOFA 215</div> <div></div>	12	2812	3001	3134	3266	3714	4276	4767
<div>TERMINALE 195 SX/DX</div> <div>LHF/RHF SOFA 195</div> <div></div>	12	2692	2873	3000	3127	3556	4094	4565

RICHMOND

	METRI LINEARI TESSUTO FABRIC H. 140	TESSUTO CLIENTE CUSTOMER FABRIC	F	G	H	I TOSCANA NATURE	L SOFT	M LINEA VOGUE
TERMINALE 175 SX/DX LHF/RHF SOFA 175 	11	2543	2714	2834	2953	3358	3866	4311
TERMINALE 132 SX/DX SLHF/RHF SOFA 132 	9	1735	1852	1933	2015	2292	2638	2942
TERMINALE 122 SX/DX TERMINALE 122 SX/DX 	9	1555	1660	1733	1807	2054	2365	2637
TERMINALE 112 SX/DX LHF/RHF SOFA 112 	8	1496	1596	1667	1737	1975	2274	2536
TERMINALE 102 SX/DX LHF/RHF SOFA 102 	8	1436	1532	1600	1668	1896	2183	2434
CHAISE LONGUE 143X178 SX/DX LHF/RHF CHAISE LONGUE 143X178 	10	2632	2809	2934	3058	3477	4003	4463
CHAISE LONGUE 133X178 SX/DX LHF/RHF CHAISE LONGUE 133X178 	9	2572	2746	2867	2988	3398	3912	4362

RICHMOND

	METRI LINEARI TESSUTO FABRIC H. 140	TESSUTO CLIENTE CUSTOMER FABRIC	F	G	H	I TOSCANA NATURE	L SOFT	M LINEA VOGUE
CHAISE LONGUE 123X178 SX/DX LHF/RHF CHAISE LONGUE 123X178 	9	2513	2682	2800	2919	3319	3821	4260
ANGOLO MAXI 140X140 LHF/RHF RIGHT ANGLED CORNER 140X140 	9	2692	2873	3000	3127	3556	4094	4565
PENISOLA 107X143 SX/DX LHF/RHF PENISOLA 107X143 	7	1795	1916	2000	2085	2371	2729	3043
POUF 103X93 FOOTSTOOL 103X93 	5	957	1022	1067	1112	1264	1456	1623
POUF 83X73 FOOTSTOOL 83X73 	4	897	958	1000	1042	1185	1365	1522
POUF TONDO DIAM. 60 ROUND FOOTSTOOL DIAM. 60CM 	4	867	926	967	1008	1146	1319	1471

WIMBLEDON®



STRUTTURA VERO LEGNO
REAL WOOD STRUCTURE



CUSCINO SPALLIERA IN
POLIURETANO ESPANSO
DENSITÀ 50 KG/M3
BACK CUSHION:
POLYURETHANE FOAM
DENSITY 50 KG/M3



CUSCINO SEDUTA IN
POLIURETANO ESPANSO
GREEN FOAM DENSITÀ
35 KG/M3 RIVESTITA
IN CLIMASOFT. SITTING
CUSHION: POLYURETHANE
GREEN FOAM DENSITY 35
KG/M3 COVERED WITH
CLIMASOFT

PELLE / LEATHER

NON SFODERABILE
NOT REMOVABLE COVERING



CUSCINI DI SEDUTA
SFODERABILI
REMOVABLE UPHOLSTERY
FOR SITTING CUSHIONS

PIEDE STANDARD
STANDARD FOOT



ACCIAIO INOX
SATINATO

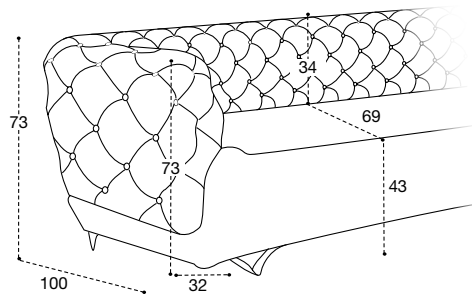
FINITURE OPTIONAL
OPTIONAL FINISHINGS



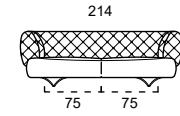
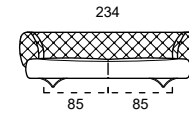
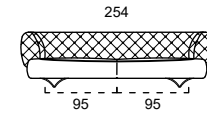
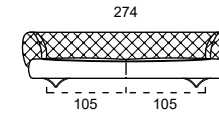
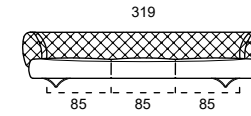
RAL
LUCIDO/OPACO

cad. € 47

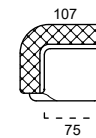
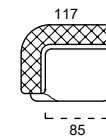
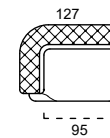
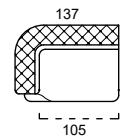
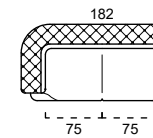
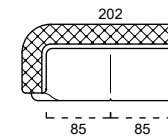
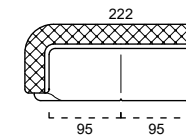
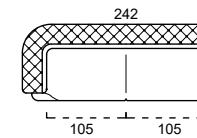
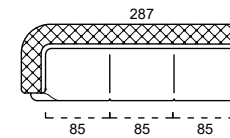
FINITURE E/O PIEDI OPTIONAL NECESSITANO DI ULTERIORI DUE SETTIMANE DI PRODUZIONE
OPTIONAL FEET AND FINISHINGS NEED TWO ADDITIONAL WEEKS OF PRODUCTION TIME



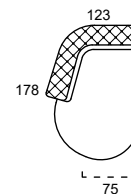
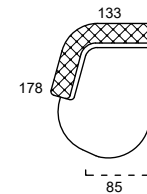
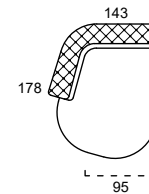
DIVANO
SOFA



TERMINALE SX/DX
LHF/RHF SOFA

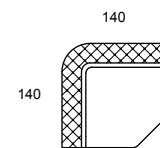


CHAISE LONGUE SX/DX
LHF/RHF CHAISE LONGUE

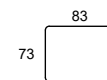
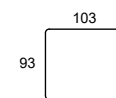


ELEMENTI SPECIALI SX/DX
LHF/RHF SPECIAL MODULES

ANGOLO MAXI

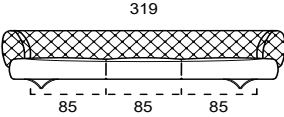
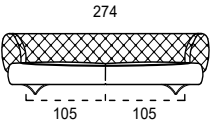
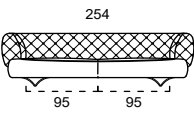
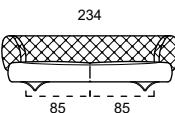
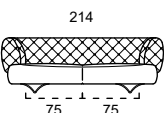
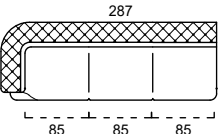
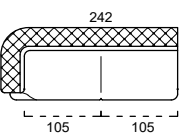


POUF
FOOTSTOOL

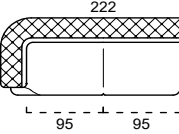
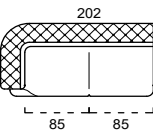
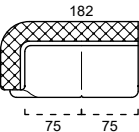
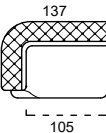
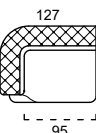
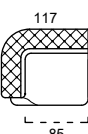
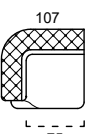


SX/DX SI INTENDE GUARDANDO L'ELEMENTO. I GRAFICI RAPPRESENTATI SONO SX
LEFT OR RIGHT HAND FACING, CHARTS SHOWN ABOVE ARE LHF

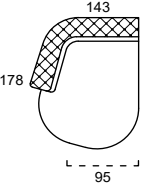
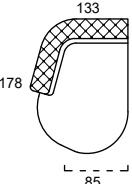
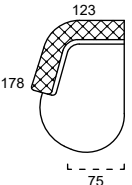
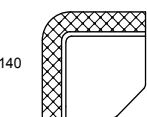
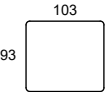

WIMBLEDON

	METRI LINEARI TESSUTO FABRIC H. 140	TESSUTO CLIENTE CUSTOMER FABRIC	F	G	H	I TOSCANA NATURE	L SOFT	M LINEA VOGUE
<div>DIVANO 319</div> <div>SOFA 319</div> <div></div>	17	6728	7148	7441	7735	8727	9973	11062
<div>DIVANO 274</div> <div>SOFA 274</div> <div></div>	15	6028	6404	6667	6931	7820	8936	9912
<div>DIVANO 254</div> <div>SOFA 254</div> <div></div>	15	5382	5718	5953	6188	6982	7978	8850
<div>DIVANO 234</div> <div>SOFA 234</div> <div></div>	15	5113	5432	5655	5879	6633	7579	8407
<div>DIVANO 214</div> <div>SOFA 214</div> <div></div>	14	4844	5146	5358	5569	6284	7180	7965
<div>TERMINALE 287 SX/DX</div> <div>LHF/RHF SOFA 287</div> <div></div>	15	6567	6976	7263	7549	8518	9733	10797
<div>CHAISE LONGUE 133X178 SX/DX</div> <div>LHF/RHF CHAISE LONGUE 133X178</div> <div></div>	15	5490	5832	6072	6312	7122	8138	9027

WIMBLEDON

	METRI LINEARI TESSUTO FABRIC H. 140	TESSUTO CLIENTE CUSTOMER FABRIC	F	G	H	I TOSCANA NATURE	L SOFT	M LINEA VOGUE
<div>TERMINALE 222 SX/DX</div> <div>LHF/RHF SOFA 222</div> <div></div>	14	5060	5375	5596	5817	6563	7500	8319
<div>TERMINALE 202 SX/DX</div> <div>LHF/RHF SOFA 202</div> <div></div>	13	4844	5146	5358	5569	6284	7180	7965
<div>TERMINALE 182 SX/DX</div> <div>LHF/RHF SOFA 182</div> <div></div>	13	4575	4860	5060	5260	5935	6781	7522
<div>TERMINALE 137 SX/DX</div> <div>LHF/RHF SOFA 137</div> <div></div>	12	3122	3317	3453	3589	4050	4627	5133
<div>TERMINALE 127 SX/DX</div> <div>LHF/RHF SOFA 127</div> <div></div>	11	2799	2973	3096	3218	3631	4149	4602
<div>TERMINALE 117 SX/DX</div> <div>LHF/RHF SOFA 117</div> <div></div>	10	2691	2859	2977	3094	3491	3989	4425
<div>TERMINALE 107 SX/DX</div> <div>LHF/RHF SOFA 107</div> <div></div>	10	2530	2688	2798	2908	3282	3750	4159

WIMBLEDON

	METRI LINEARI TESSUTO FABRIC H. 140	TESSUTO CLIENTE CUSTOMER FABRIC	F	G	H	I TOSCANA NATURE	L SOFT	M LINEA VOGUE
CHAISE LONGUE 143X178 SX/DX LHF/RHF CHAISE LONGUE 143X178 	12	4629	4918	5120	5322	6004	6861	7611
CHAISE LONGUE 133X178 SX/DX LHF/RHF CHAISE LONGUE 133X178 	12	4521	4803	5001	5198	5865	6702	7434
CHAISE LONGUE 123X178 SX/DX LHF/RHF CHAISE LONGUE 123X178 	11	4414	4689	4882	5074	5725	6542	7257
ANGOLO MAXI 140X140 LHF/RHF CORNER MAXI 140X140 	12	4844	5146	5358	5569	6284	7180	7965
POUF 103X93 FOOTSTOOL 103X93 	6	1830	1944	2024	2104	2374	2713	3009
POUF 83X73 FOOTSTOOL 83X73 	5	1615	1715	1786	1856	2095	2393	2655

MORFEO

DESIGNED BY ARCHIRIVOLTO



STRUTTURA METALLO
METAL STRUCTURE



CUSCINO SPALLIERA
IN POLIURETANO ESPANSO
DENSITÀ 23 KG/M³
RIVESTITA IN CLIMASOFT
BACK CUSHION:
POLYURETHANE FOAM
DENSITY 23 KG/M³
COVERED WITH CLIMASOFT



CUSCINO SEDUTA
IN POLIURETANO ESPANSO
DENSITÀ 35 KG/M³
RIVESTITA IN CLIMASOFT
SITTING CUSHION:
POLYURETHANE FOAM
DENSITY 35 KG/M³
COVERED WITH CLIMASOFT

PELLE / LEATHER



COMPLETAMENTE SFODERABILE
FULLY REMOVABLE COVERING

TESSUTO / FABRIC



COMPLETAMENTE SFODERABILE
FULLY REMOVABLE COVERING

FINITURA PIEDE STANDARD
STANDARD FOOT FINISHING



ROVERE
FINITURA MOKA
H. 22 CM


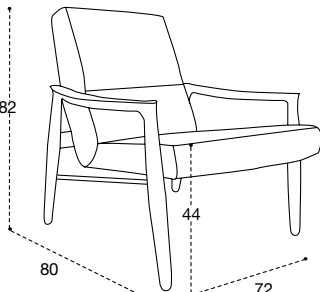
FINITURE OPTIONAL
OPTIONAL FINISHINGS



RAL
LUCIDO/OPACO

cad. € 140
FINITURE E/O PIEDI OPTIONAL NECESSITANO DI ULTERIORI DUE SETTIMANE DI PRODUZIONE
OPTIONAL FEET AND FINISHINGS NEED TWO ADDITIONAL WEEKS OF PRODUCTION TIME

STRUTTURA METALLO, BASAMENTO IN LEGNO
METAL STRUCTURE, WOODEN BASE



72



80

METRI LINEARI TESSUTO FABRIC H. 140	TESSUTO CLIENTE CUSTOMER FABRIC	F	G	H	I TOSCANA NATURE	L SOFT	M LINEA VOGUE
3	2039	2108	2157	2205	2341	2532	2698

NORDIK

DESIGNED BY ARCHIRIVOLTO



FINITURE STRUTTURE STANDARD
STANDARD STRUCTURE FINISHINGS



ACCIAIO INOX SATINATO

FINITURE OPTIONAL
OPTIONAL FINISHINGS



RAL
LUCIDO/OPACO
cad. € 100

FINITURE E/O PIEDI OPTIONAL NECESSITANO DI ULTERIORI DUE SETTIMANE DI PRODUZIONE
OPTIONAL FEET AND FINISHINGS NEED TWO ADDITIONAL WEEKS OF PRODUCTION TIME

VETRI
GLASS



EXTRAWHITE



FUMÉ

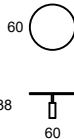
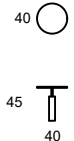
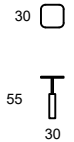
MARMO
MARBLE



MARMO
CARRARA



NERO
MARQUINA

		BASAMENTO: MARMO CARRARA	BASAMENTO: NERO MARQUINIA	BASAMENTO: MARMO CARRARA	BASAMENTO: NERO MARQUINIA
		TOP: VETRO EXTRAWHITE o FUME'	TOP: VETRO EXTRAWHITE o FUME'	TOP: MARMO CARRARA	TOP: NERO MARQUINIA
TAVOLO Ø 60 H 38 CM TABLE Ø 60 H 38 CM		1327	1403	1422	1896
TAVOLO Ø 40 H 45 CM TABLE Ø 40 H 45 CM		1100	1233	1100	1327
TAVOLO 30X30 H 55 CM TABLE 30X30 H 55 CM		1005	1100	1005	1233

GARANZIA DEL PRODUTTORE

DURATA DELLA GARANZIA:

La garanzia del produttore è di due anni dalla data della fattura di acquisto, ne fa fede la fattura stessa ed il documento fiscale di vendita fatto al consumatore finale. Il consumatore finale ha diritto ad ulteriori 2 mesi, per le verifiche di eventuali difetti e per attivare la garanzia. In totale, la garanzia del produttore, può avere una durata massima di 26 mesi dalla fattura del produttore.

COPERTURA DELLA GARANZIA:

La garanzia del produttore copre i difetti di fabbrica, è esclusa la normale usura dovuta al corretto utilizzo del prodotto.

La garanzia è limitata alla consegna di parti di ricambio, o alla riparazione dei prodotti da effettuarsi nei locali del produttore, in questo caso rientrano nella garanzia le spese di trasporto solo tra il produttore ed il rivenditore, mentre sono a carico del rivenditore stesso, le spese di trasporto tra il rivenditore ed il consumatore finale. La garanzia copre i danni da trasporto solo se causati durante il trasporto dal produttore al cliente e solo se tali danni vengono segnalati direttamente sul documento di accompagnamento, o fattura, al momento della consegna. In mancanza di tale segnalazione decade la garanzia sui danni da trasporto.

LA GARANZIA NON SI APPLICA AI PRODOTTI DANNEGGIATI DA AZIONI IMPROPRIE O NON CORRETTAMENTE UTILIZZATI DAL CONSUMATORE, ESEMPI:

- Difetti o danni causati da uso diverso o improprio da quello normale del prodotto.
- Danni causati da manutenzione errata o uso di prodotti per la pulizia del rivestimento non idonei per lo specifico articolo.
- Difetti o danni causati durante la consegna, stoccaggio o montaggio, dal rivenditore al consumatore finale, o chi per loro.
- Scolorimenti dovuti all'esposizione prolungata del rivestimento alla luce diretta del sole o altre luci dannose, e a fonti di calore superiori alla temperatura ambientale.
- Alterazioni o scolorimento del rivestimento dovute allo sfregamento di tessuti ruvidi o simili.
- Danni causati da contatto di materiali o tessuti diversi ed estranei al prodotto, ad esempio trasferimento di colore da abbigliamento o corpi esterni di qualsiasi tipo.
- Danni incidentali come bruciature, tagli, graffi e alterazioni di animali domestici, segni di penna e pennarelli o altre forme di scorretta azione sul prodotto.

NORMALI CARATTERISTICHE E TOLLERANZE DEI PRODOTTI DA NON CLASSIFICARE COME DANNI O DIFETTI SOGGETTI A GARANZIA:

- Rughe o segni naturali della pelle, variazioni di grana, screpolature o desquamazioni causate dal naturale invecchiamento della pelle.
- Perdita di consistenza o volume del poliuretano, fiocco sintetico o delle piume, fino al 15%. Tali materiali hanno una naturale perdita di spessore e consistenza prevista nel primo periodo di 1 anno di utilizzo.
- L'allentamento naturale della pelle non è sinonimo di indebolimento del prodotto stesso ma è previsto dal normale utilizzo ed invecchiamento dell'articolo, di fatto è una caratteristica tipica della vera pelle.
- Eventuali formazione di pelucchi sul tessuto e microfibra, dovuti al corretto uso del prodotto o trasferiti da altri tessuti venuti a contatto con il prodotto stesso, vanno trattati con un comune 'levapelucchi' facilmente reperibile in commercio, utilizzato anche per l'abbigliamento. Tale trattamento è consigliato farlo ai primi segnali di eventuali formazioni di pelucchi per il corretto mantenimento del tessuto, se necessario è possibile ripeterlo nel tempo fin quando il rivestimento non si sarà assestato.
- Le dimensioni degli articoli, essendo prodotti di manifattura artigianale, possono avere differenze fino al 3% rispetto a quanto dichiarato.
- Sono previste lievi differenze di colore, sul legno, sulla pelle e sui tessuti e rientrano nello standard del prodotto stesso.
- Il produttore si riserva di apportare ai suoi prodotti, senza alcun preavviso, ogni modifica tecnica che giudicherà necessaria per il miglioramento dei prodotti stessi.
- La versione in pelle differisce dalla versione in tessuto, in quanto presenta un maggior numero di cuciture. Queste sono previste per garantire un regolare utilizzo qualitativo della pelle in fase di taglio.

TUTTO CIÒ NON ESPRESSAMENTE CITATO, FA RIFERIMENTO LA LEGGE EUROPEA. PER OGNI CONTROVERSIA IL FORO COMPETENTE È IL TRIBUNALE DI PISTOIA, ITALIA.

PRODUCER'S WARRANTY

WARRANTY TERMS:

Producer gives 2 years warranty from the date of retailer's purchase invoice, date attested by retailer's purchase invoice itself and consumer's purchase invoice. The final consumer has two further months warranty to verify faults and start the procedure. Totally, the producer's warranty can last for 26 months from the producer's invoice date of issue.

WARRANTY COVERINGS:

Producer's warranty covers manufacturing faults excluding standard usage of the product .

This warranty is limited to delivery of replacement and spare parts, repair of damaged products to be carried out at manufacturer's,

in this case warranty covers transport costs between manufacturer and retailer but not between retailer and consumer.

Warranty covers transport damages only if caused during transport from producer to retailer and only if these damages are reported on proof of delivery documents (CMR) or on invoice at the time of delivery.

Without this report warranty is not valid on transport damages.

PRODUCER'S WARRANTY WON'T BE APPLIED TO PRODUCTS DAMAGED FOR THE FOLLOWING REASONS:

- Faults or damages caused by general misuse of the product
- Faults or damages caused by using wrong cleaning products or total absence of cleaning
- Faults or damages caused during secondary transport, stocking or assembly of the goods due to retailer, consumer or others.
- Leather fading due to direct exposure of the leather or fabric to sunlight, high heat sources, strong lights etc.
- Leather/fabric alteration or fading caused by rubbing with rough fabrics or similar.
- Faults or damages caused by contact with fabric or material different from the product itself for example colour transfer from clothing or others.
- Faults or damages caused by burns, scuffs, pet's scuffs or other damages caused by misuse.

NORMAL CHARACTERISTICS AND TOLERANCE OF PRODUCT NOT TO BE CLASSIFIED AS FAULTS OR DAMAGES COVERED

BY WARRANTY:

- Natural leather scar tissues or wrinkles, grain diversity, leather creasing or peeling caused by natural leather aging
- Loss of consistency of polyurethane or acrylic flock or feather up to 15% . These materials have a natural loss of thickness and consistency equal to 15% to be expected during the first period of use.
- Natural leather bagging is not synonym of weakening of the product but it is something to be expected by standard use and aging of the product, natural feature of the real leather.
- Product dimensions can vary up to 3% because of its hand manufacture.
- Tissue or microfiber little formations , if any, created with correct usage of the product or transferred by other fabrics or clothes must be treated with a specific eraser machinery sold on the market. We suggest to do this treatment when the first tissue hair formations come out and to repeat it until this process ends.
- Slight differences in wood or leather or fabric colours are to be contemplated in the product standards.
- Producer reserves the right to slightly modify their products without notice if necessary to improve the quality of the product itself.
- Leather version has different sewing finishings from fabric version.

FOR ANY CONDITION NOT STATED ABOVE PLEASE FOLLOW EUROPEAN GENERAL RULES. FOR ANY CONTROVERSY THE SEAT ARBITRATION SHALL BE THE COURT OF COMMERCE OF PISTOIA.

CARATTERISTICHE E NORME GENERALI DI PULIZIA

NORME DI PULIZIA PELLE

Si raccomanda l'uso del prodotto **LEATHER MASTER PROTECTION & CLEANER** per la pulizia ed il mantenimento della pelle, inoltre è elemento essenziale dimostrarne l'acquisto e l'utilizzo per l'applicazione della **GARANZIA DELLA PELLE**.

IN ALTERNATIVA:

Usare solo un panno morbido imbevuto in acqua pura ben strizzato, oppure acqua con leggera dose di sapone neutro, ripassare con acqua pura, ed asciugare, utilizzando sempre panno morbido.

Ci raccomandiamo di non utilizzare alcun prodotto diverso per non rischiare danneggiamenti.

NORME DI PULIZIA TESSUTI:

Seguire rigorosamente le indicazioni riportate in ogni scheda singolo tessuto.

La tipologia di lavaggio consigliato e' sempre a secco. Il lavaggio a mano puo' essere eseguito, nei tessuti dove previsto, con delicatezza e con temperatura dell'acqua non superiore ai 30°.

TUTTI I RIVESTIMENTI PERDONO L'EFFICACIA DELLA GARANZIA DEL PRODUTTORE SE TRATTATI O LAVATI CON PRODOTTI DIVERSI DALLE INDICAZIONI SOPRA DESCRITTE.

FEATURES AND GENERAL CLEANING

STANDARD CLEANLINESS FOR ALL LEATHERS

Rosini recommends to use LEATHER MASTER PROTECTION & CLEANER kit for the protection and cleaning of leather.

Its use is especially essential to apply our WARRANTY ON LEATHER.

It's also recommended not to use any other different cleaning products in order to avoid damaging on leather and not losing the right to leather warranty status or use only a soft cloth soaked in water, well wrung or soaked in water and a small amount of neutral soap and after clean again with water only then dry, always with a soft cloth.

STANDARD CLEANLINESS FOR FABRIC:

Strictly follow the effectiveness of the producer's warranty if treated or cleaned with products different from the above directions.

Dry cleaning is always advised. cleaning of the fabrics by hand can be done when specified, with delicacy e never reaching a higher temperature of 30°.

ALL COVERINGS LOSE THE EFFECTIVENESS OF THE PRODUCER'S WARRANTY IF TREATED OR CLEANED WITH PRODUCTS DIFFERENT FROM THE ABOVE DIRECTIONS.

GEK COMUNICAZIONE

PHOTO
CRISTIANO PORSENNI

© COPYRIGHT ROS SRL SETTEMBRE 2023



ROS SRL

VIA PIEMONTE, 20
51039 QUARRATA (PT) ITALIA
TEL: +39 0573 77341
FAX: +39 0573 7734201
INFO@ROSINIDIVANI.IT
WWW.ROSINIDIVANI.IT